

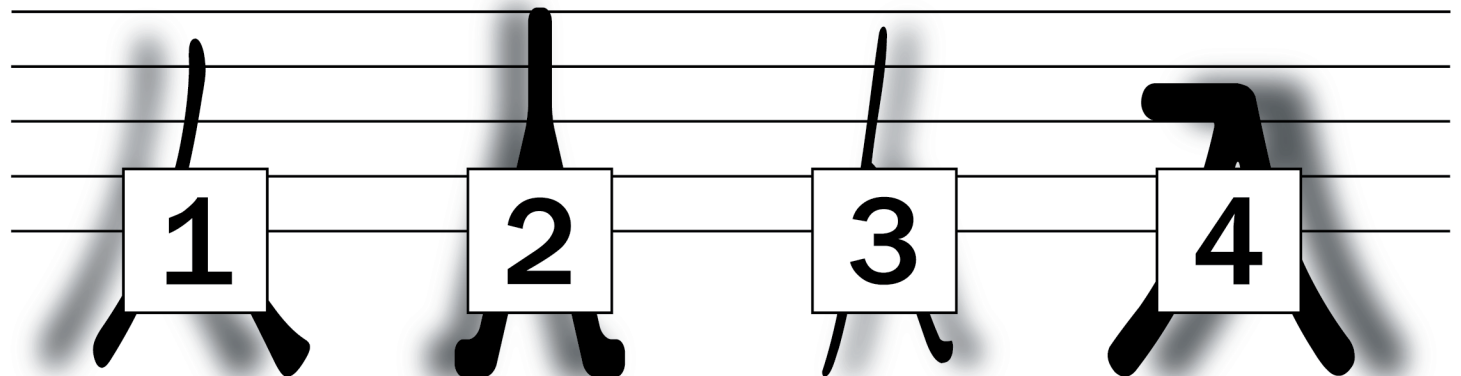
This is a template for a short in-class activity to review or preview characters. The first two slides are title slides you can use to introduce the activity (either one or both), the next two can be used to introduce the activity and illustrate how the activity works using a very simple example. The last two slides are templates you can use to create your own slides by simply adding characters in textboxes under the numbers.

The activity works like this:

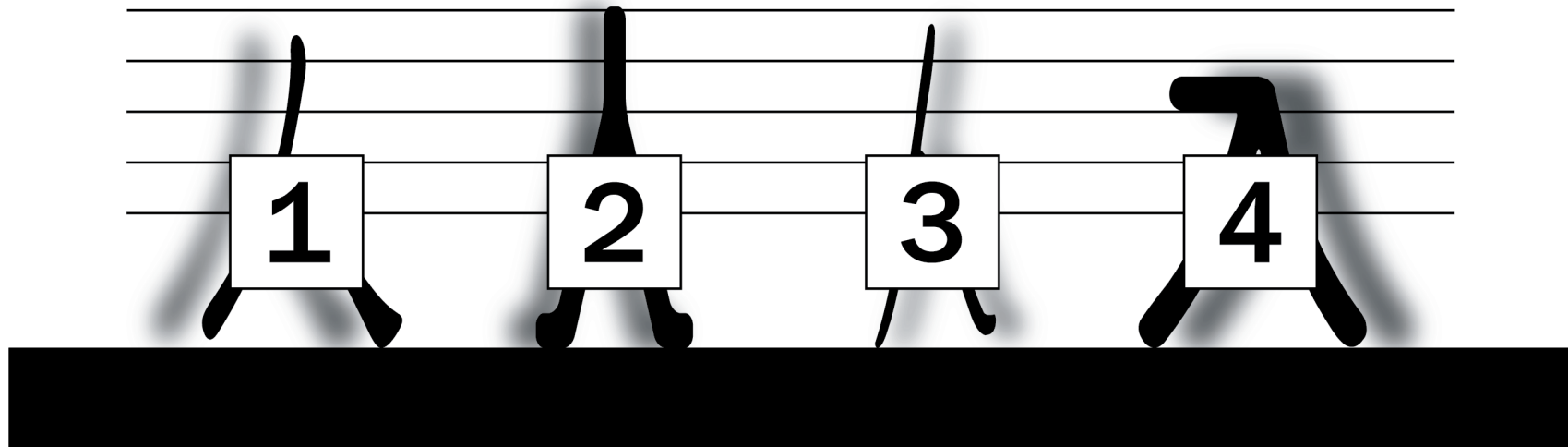
- 1) There are four characters displayed on the screen, each under one of the numbers
- 2) Three of the characters are the same, one is different
- 3) Students are given a brief amount of time (maybe 10 seconds) to look at the screen
- 4) Then the teacher prompts students to either say a number or show the number using their fingers
- 5) Then the teacher reveals what the correct answer is
- 6) Repeat with new characters on additional slides

Note: though not necessary, the activity is more interesting if characters are displayed in different fonts (楷体、黑体、宋体、等等)

不 三 不 四



The Usual Suspects

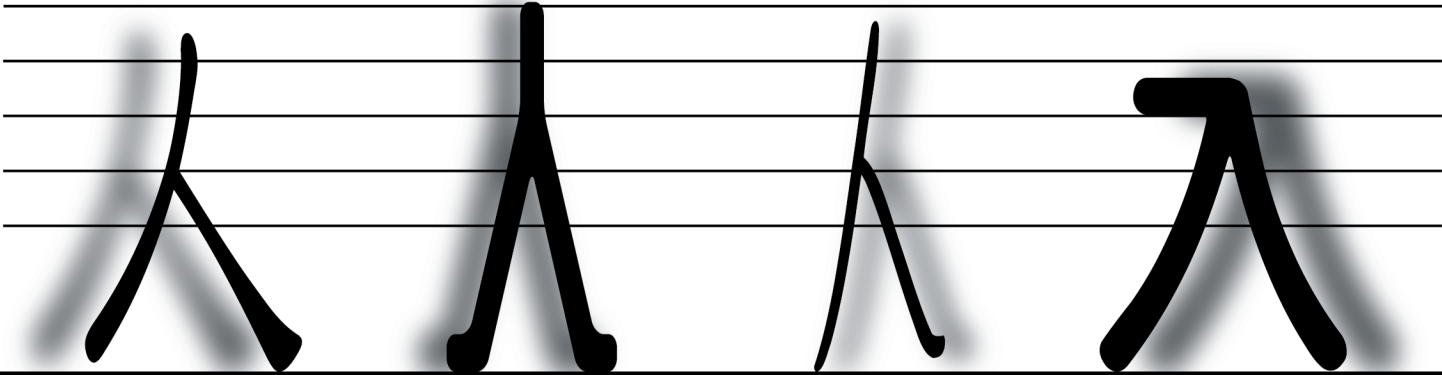


1

2

3

4



1

rén



2

rén



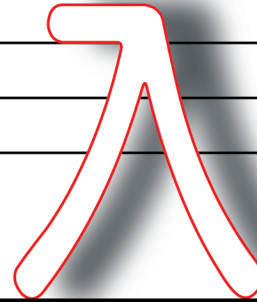
3

rén



4

rù



1

2

3

4

太 太 太 太



1

2

3

4

